

NanoSpeed™ 1x1 PM Fiberoptic Switch / On-Off Modulator (Bidirectional)

(Protected by U.S. patent 7,403,677B1 and pending patents)

Product Description

The NS 1x1 PM fiber optic switch/on-off modulator is a fast shutter device featuring very low loss, fast response, and high optical power handling. This is achieved using patented non-mechanical configurations with solid-state all-crystal designs, which eliminates the need for mechanical movement and organic materials. The NS fiberoptic PM switch is designed to meet the most demanding switching requirements of ultra-high reliability, fast response time, and continuous switching operation. The switch is bidirectional.

The device can be driven by a cost effective circuit with 12V input voltage and a 0-5V control signal.

Performance Specifications

NS 1x1 PM Switch/Modulator	Min	Typical	Max	Unit
Operation Wavelength	780		1800	nm
Insertion Loss ¹	1260-1800nm	0.6	1.0	dB
	960-1260nm	0.8	1.3	dB
	760-960nm	1.0	1.5	dB
IL Temperature Dependency		0.25	0.5	dB
Isolation	20	25		dB
Extinction ratio	18	25	30	dB
Return Loss	45	50		dB
Response Time (Rise, Fall)			300	ns
Repetition Rate**	DC	5		KHz
Operating Temperature	-5		70	°C
Optical Power Handling		300	500	mW
Storage Temperature	-40		85	°C
Fiber Type		Panda PM fiber		
Package Dimension		57.5x7.35x9.7		mm

¹ Measured without connectors.

** Standard driver. High repetition rate (up to 500 KHz) is available with special circuit.

Features

- Solid-State high speed
- Ultra-high reliability
- Low insertion loss
- Compact size
- Low cost
- Simple driver
- Low power consumption

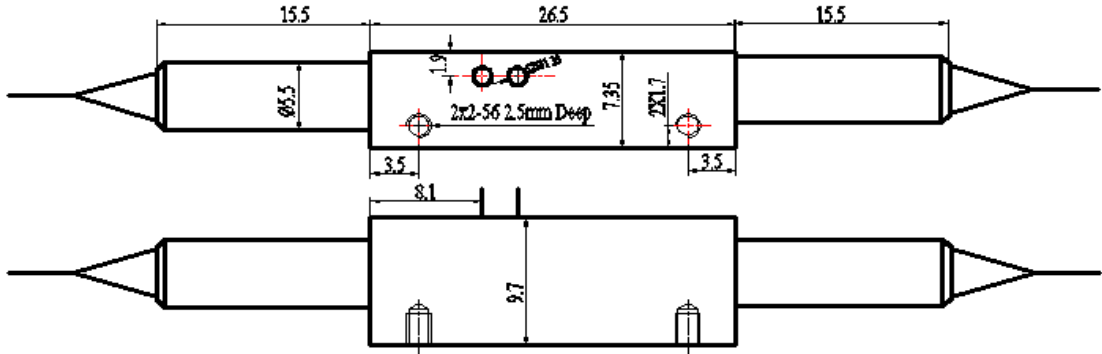
Applications

- Optical blocking
- Light path re-directing
- Instrumentation

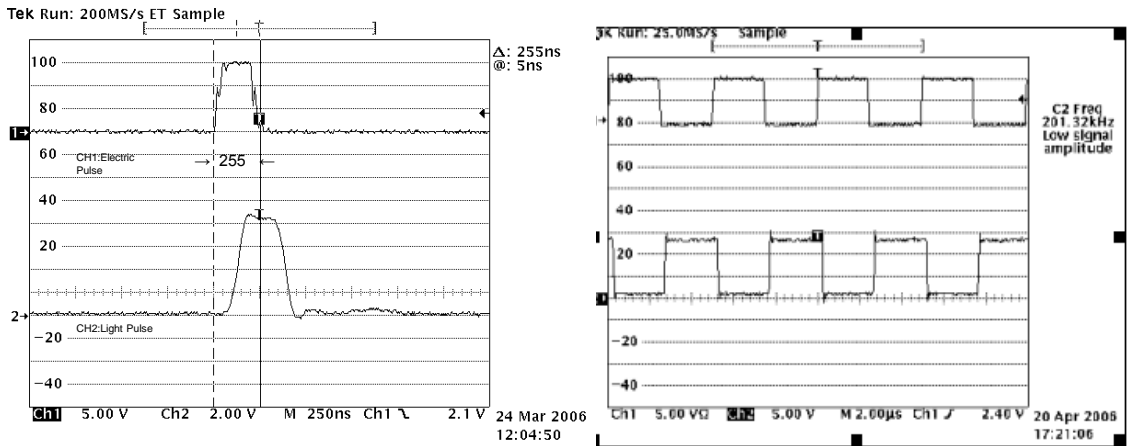


NanoSpeed™ 1x1 PM Fiberoptic Switch / On-Off Modulator

Mechanical Dimensions (mm)

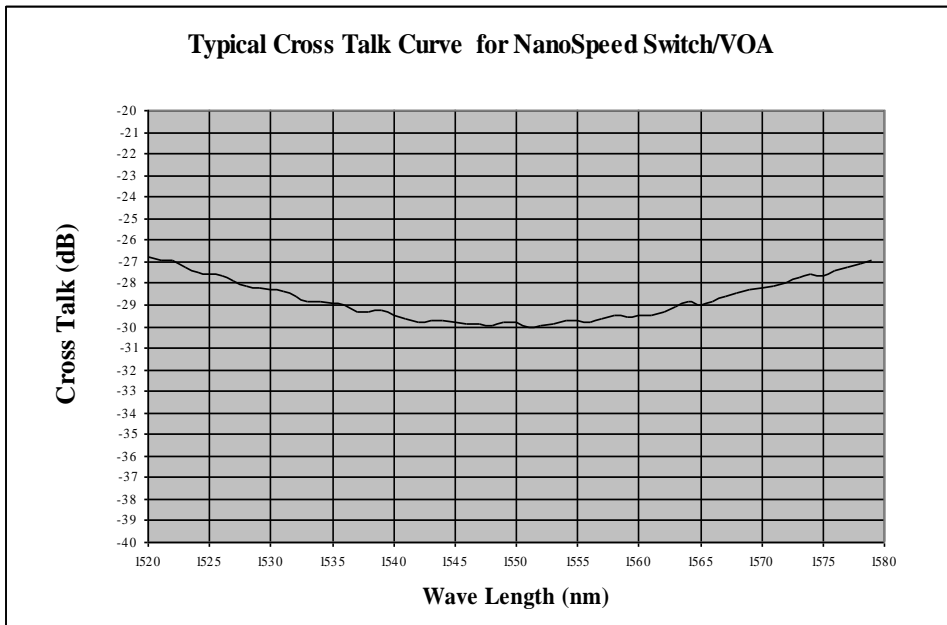


Speed and Repetition Measurement



NanoSpeed™ 1x1 PM Fiberoptic Switch / On-Off Modulator

Bandwidth Measurement



Ordering Information

NSSW-	1 1	<input type="checkbox"/>	1	1	<input type="checkbox"/>	<input type="checkbox"/>	<input type="checkbox"/>	<input type="checkbox"/>
Type	Wavelength	Configuration	Package	Fiber Type	Fiber Length	Connector		
1X1=11	1060=1 L Band=2 1310=3 1550=5 780=7 850=8			Panda PM fiber 400=4 Panda PM fiber 250=5 Special=0	Bare fiber =1 900um loose tube=3 Special=0	0.25m=1 0.5m=2 1.0 m=3 Special=0	None=1 FC/PC=2 FC/APC=3 SC/PC=4 SC/APC=5 ST/PC=6 LC=7 Special=0	